

# Results for Staff

## Tobacco Control Survey Spring 2005

NOTE: According to data collected by the Office of Institutional Research, there were 681 full-time, permanent staff members at the College of Charleston in Fall 2004. The number of staff responses to this survey was 129. The response rate for this survey, therefore, is 19%.

### Sex

#### Statistics

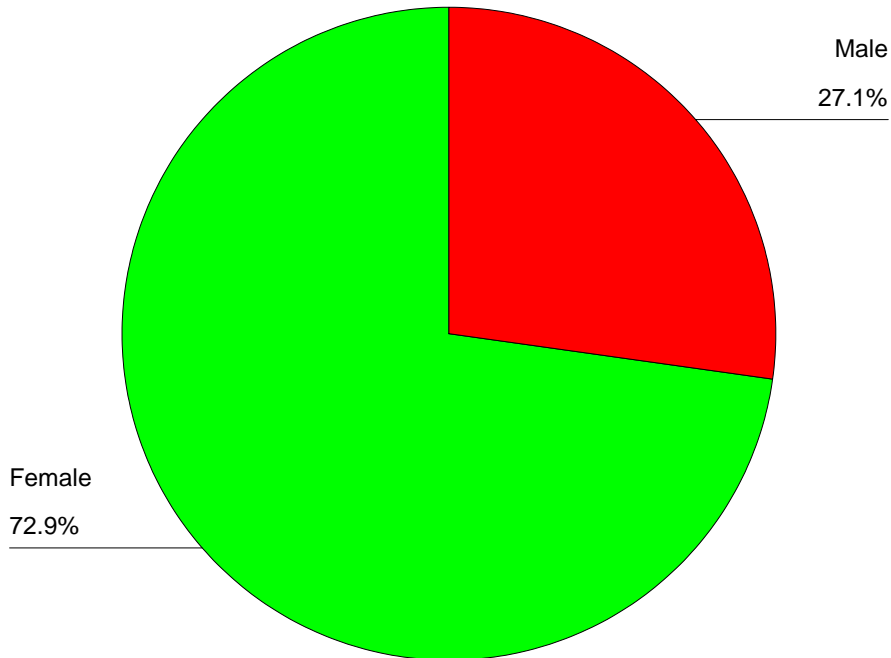
Sex

N	Valid	129
	Missing	0

#### Sex

	Frequency	Percent	Valid Percent	Cumulative Percent
Valid Male	35	27.1	27.1	27.1
Female	94	72.9	72.9	100.0
Total	129	100.0	100.0	

### Sex



# Crosstabulation of Smoking Status with Sex.

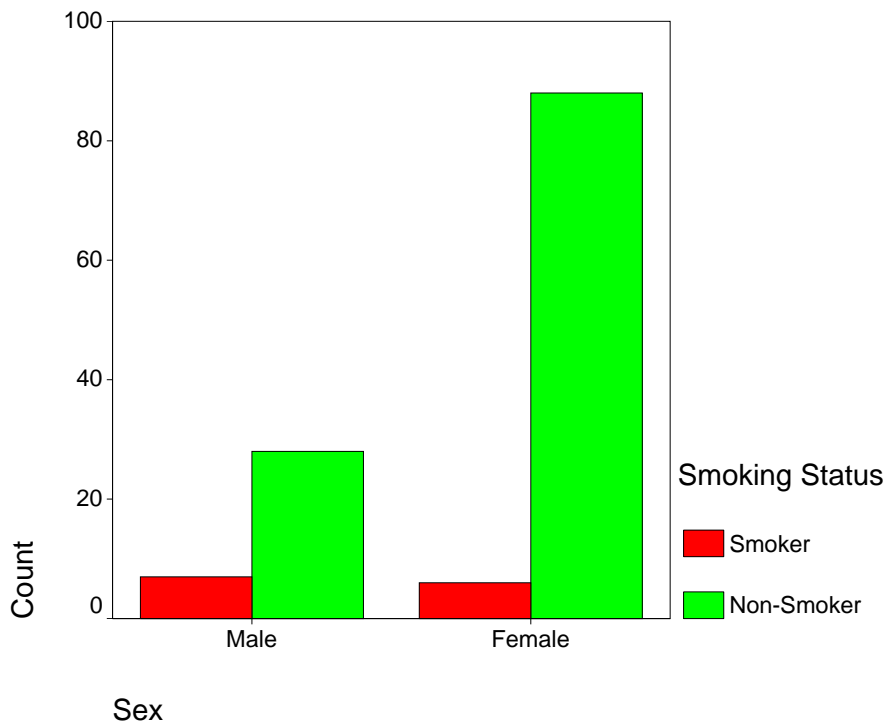
## Case Processing Summary

	Cases					
	Valid		Missing		Total	
	N	Percent	N	Percent	N	Percent
Sex * Smoking Status	129	100.0%	0	.0%	129	100.0%

## Sex \* Smoking Status Crosstabulation

Count

		Smoking Status		Total
		Smoker	Non-Smoker	
Sex	Male	7	28	35
	Female	6	88	94
Total		13	116	129



# Smoking Status

## Statistics

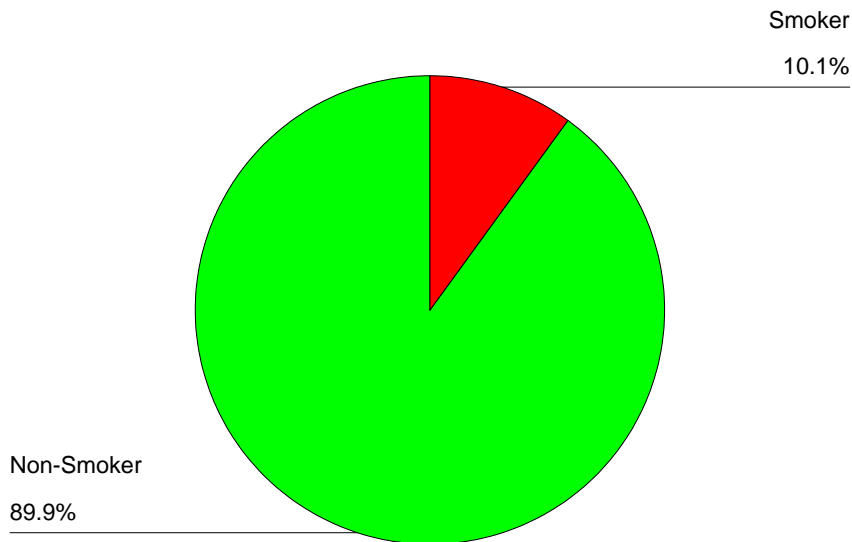
Smoking Status

N	Valid	129
	Missing	0

## Smoking Status

	Frequency	Percent	Valid Percent	Cumulative Percent
Valid Smoker	13	10.1	10.1	10.1
Non-Smoker	116	89.9	89.9	100.0
Total	129	100.0	100.0	

## Smoking Status



**Question #1: I am bothered by people smoking in front of doorways to buildings on campus.**

**Statistics**

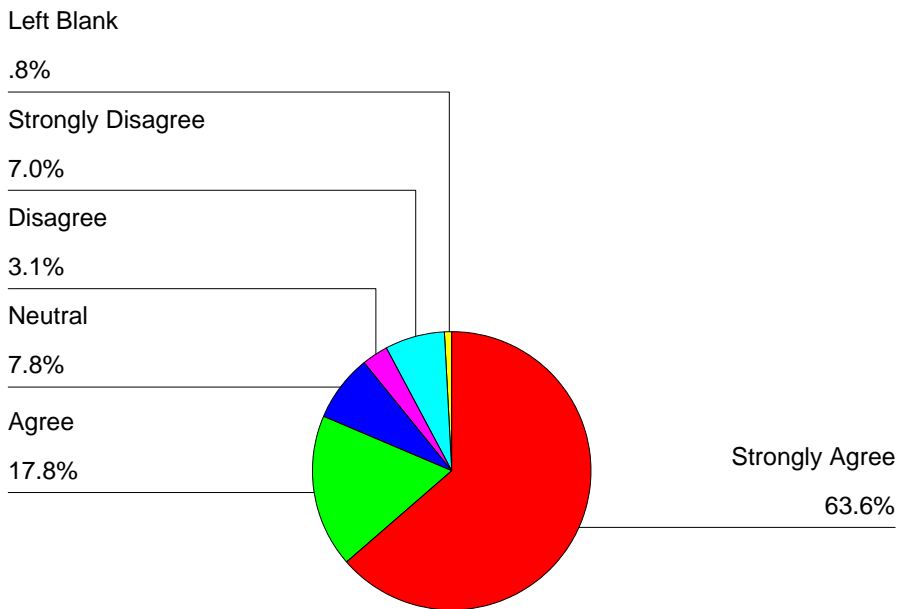
Question #1

N	Valid	129
	Missing	0

**Question #1: I am bothered by people smoking in front of doorways to buildings on campus.**

	Frequency	Percent	Valid Percent	Cumulative Percent
Valid Strongly Agree	82	63.6	63.6	63.6
Agree	23	17.8	17.8	81.4
Neutral	10	7.8	7.8	89.1
Disagree	4	3.1	3.1	92.2
Strongly Disagree	9	7.0	7.0	99.2
Left Blank	1	.8	.8	100.0
Total	129	100.0	100.0	

**Bothered by Smoking in Doorways**



**Crosstabulation of Smoking Status with Bothered By Smoking in Doorways.**

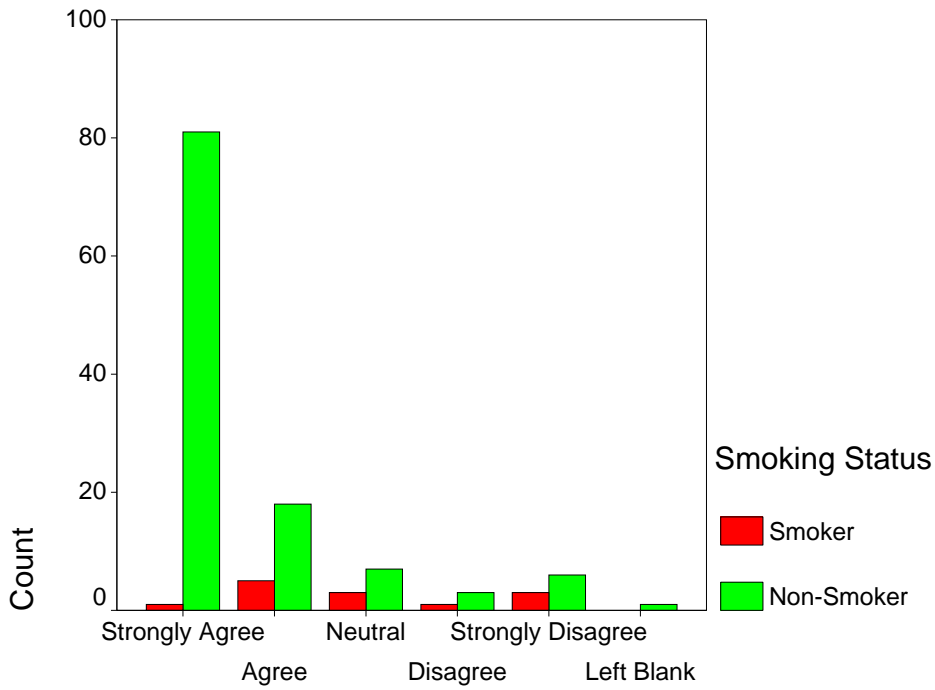
### Case Processing Summary

	Cases					
	Valid		Missing		Total	
	N	Percent	N	Percent	N	Percent
Question #1 * Smoking Status	129	100.0%	0	.0%	129	100.0%

### Question #1 \* Smoking Status Crosstabulation

Count

		Smoking Status		Total
		Smoker	Non-Smoker	
Question #1: I am bothered by people smoking in front of doorways to buildings on campus.	Strongly Agree	1	81	82
	Agree	5	18	23
	Neutral	3	7	10
	Disagree	1	3	4
	Strongly Disagree	3	6	9
	Left Blank		1	1
Total		13	116	129



Bothered by Smoking in Doorways

**Question #2: I support a policy that provides designated, clearly marked and easily accessible smoking and non-smoking areas of the campus.**

**Statistics**

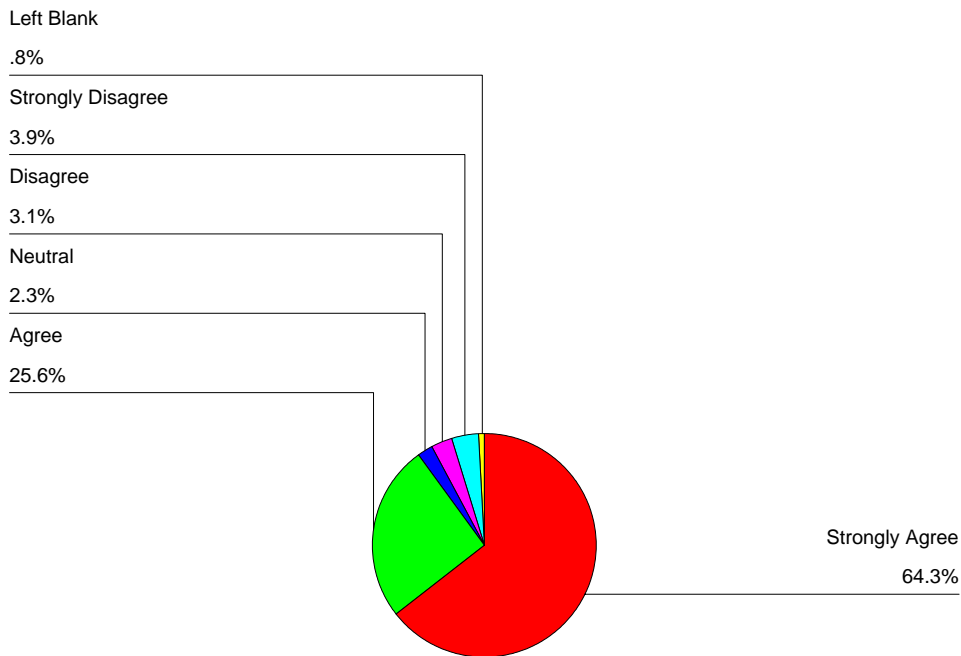
Question #2

N	Valid	129
	Missing	0

**Question #2: I support a policy that provides designated, clearly marked and easily accessible smoking and non-smoking areas of the campus.**

	Frequency	Percent	Valid Percent	Cumulative Percent
Valid Strongly Agree	83	64.3	64.3	64.3
Agree	33	25.6	25.6	89.9
Neutral	3	2.3	2.3	92.2
Disagree	4	3.1	3.1	95.3
Strongly Disagree	5	3.9	3.9	99.2
Left Blank	1	.8	.8	100.0
Total	129	100.0	100.0	

**Designated Smoking and Non-Smoking Areas**



**Crosstabulation of Smoking Status with Designated Smoking and Non-Smoking Areas.**

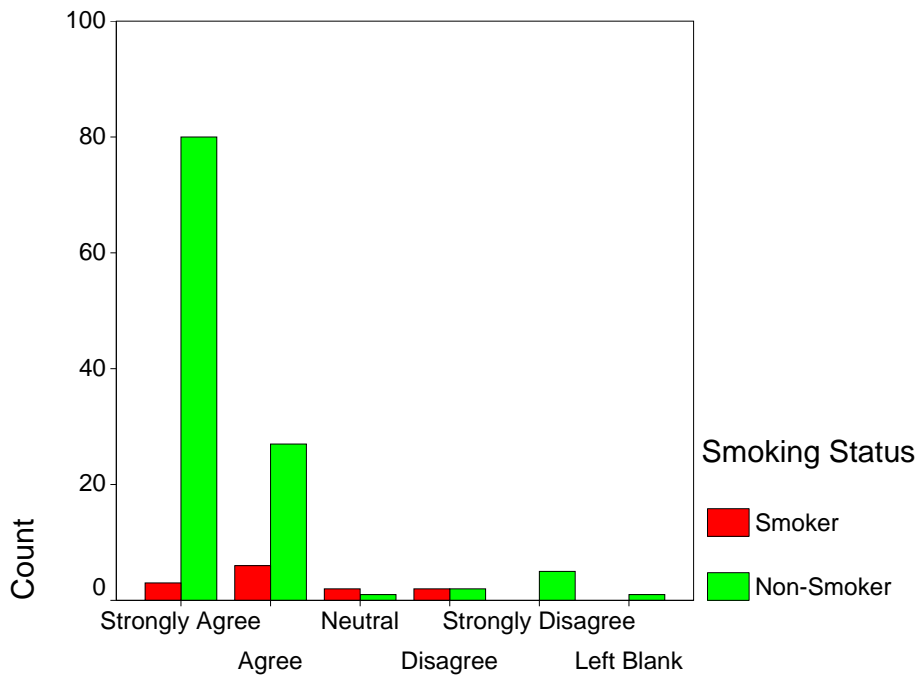
### Case Processing Summary

	Cases					
	Valid		Missing		Total	
	N	Percent	N	Percent	N	Percent
Question #2 * Smoking Status	129	100.0%	0	.0%	129	100.0%

### Question #2 \* Smoking Status Crosstabulation

Count

		Smoking Status		Total
		Smoker	Non-Smoker	
Question #2: I support a policy that provides designated, clearly marked and easily accessible smoking and non-smoking areas of the campus.	Strongly Agree	3	80	83
	Agree	6	27	33
	Neutral	2	1	3
	Disagree	2	2	4
	Strongly Disagree		5	5
	Left Blank		1	1
Total		13	116	129



Designated Smoking and Non-Smoking Areas

**Question #3: I support an amendment to the current smoking policy that will NOT allow smoking indoors at all, including NOT allowing faculty/staff to smoke**

## in their private offices or break rooms.

### Statistics

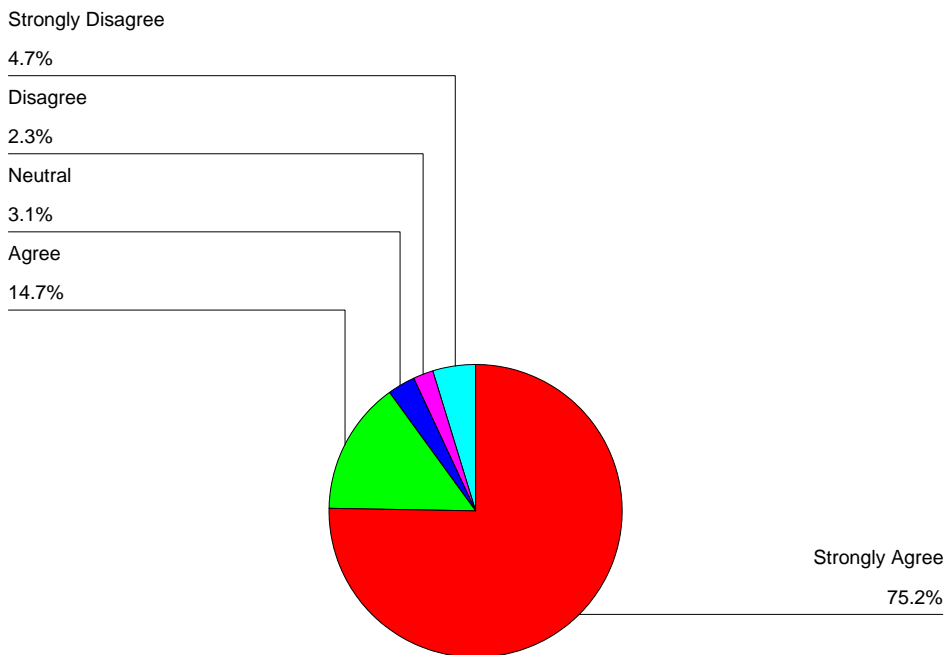
Question #3

N	Valid	129
	Missing	0

**Question #3: I support an amendment to the current smoking policy that will NOT allow smoking indoors at all, including NOT allowing faculty/staff to smoke in their private offices or break rooms.**

	Frequency	Percent	Valid Percent	Cumulative Percent
Valid Strongly Agree	97	75.2	75.2	75.2
Agree	19	14.7	14.7	89.9
Neutral	4	3.1	3.1	93.0
Disagree	3	2.3	2.3	95.3
Strongly Disagree	6	4.7	4.7	100.0
Total	129	100.0	100.0	

## No Smoking Indoors At All



## Crosstabulation of Smoking Status with No Smoking Indoors At All.

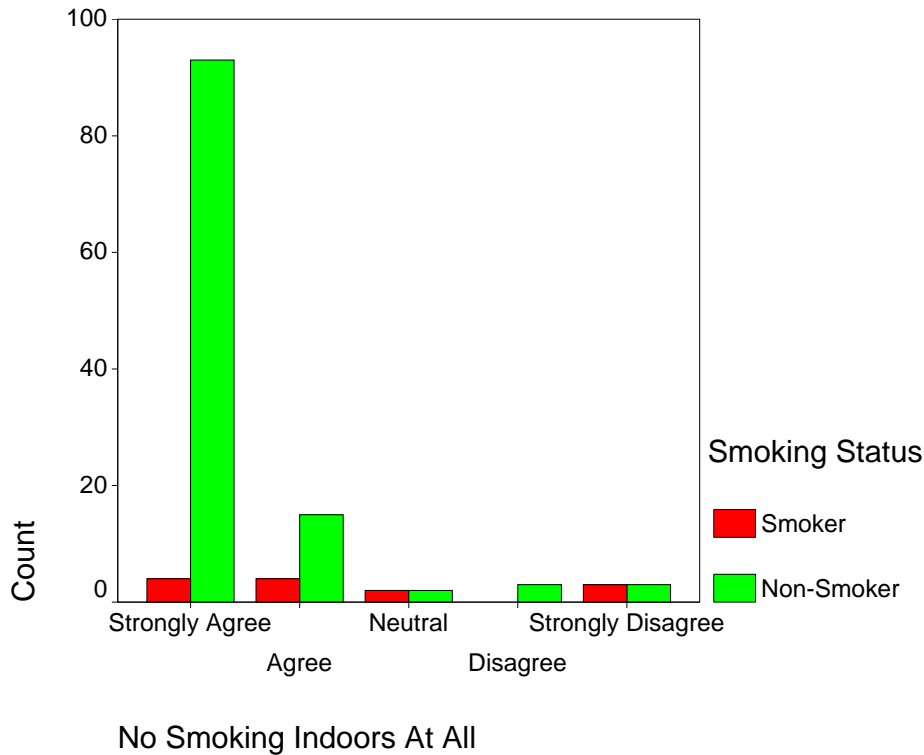
### Case Processing Summary

	Cases					
	Valid		Missing		Total	
	N	Percent	N	Percent	N	Percent
Question #3 * Smoking Status	129	100.0%	0	.0%	129	100.0%

### Question #3 \* Smoking Status Crosstabulation

Count

		Smoking Status		Total
		Smoker	Non-Smoker	
Question #3: I support an amendment to the current smoking policy that will NOT allow smoking indoors at all, including NOT allowing faculty/staff to smoke in their private offices or break rooms.	Strongly Agree	4	93	97
	Agree	4	15	19
	Neutral	2	2	4
	Disagree		3	3
	Strongly Disagree	3	3	6
Total		13	116	129



**Question #4: I do not think tobacco companies have the right to market, sell or**

## distribute nicotine products on the campus.

### Statistics

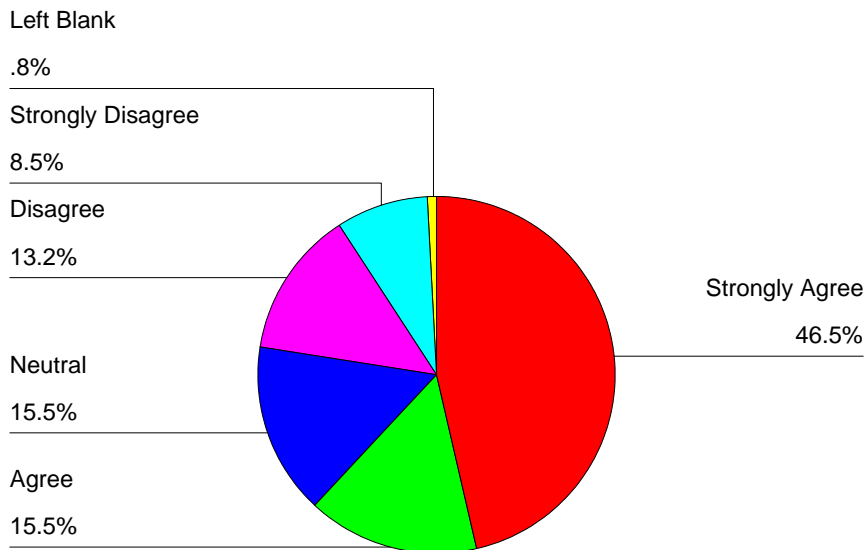
Question #4

N	Valid	129
	Missing	0

**Question #4: I do not think tobacco companies have the right to market, sell or distribute nicotine products on the campus.**

	Frequency	Percent	Valid Percent	Cumulative Percent
Valid Strongly Agree	60	46.5	46.5	46.5
Agree	20	15.5	15.5	62.0
Neutral	20	15.5	15.5	77.5
Disagree	17	13.2	13.2	90.7
Strongly Disagree	11	8.5	8.5	99.2
Left Blank	1	.8	.8	100.0
Total	129	100.0	100.0	

## No Marketing of Nicotine Products on Campus



## Crosstabulation of Smoking Status with No Marketing of Nicotine Products on Campus.

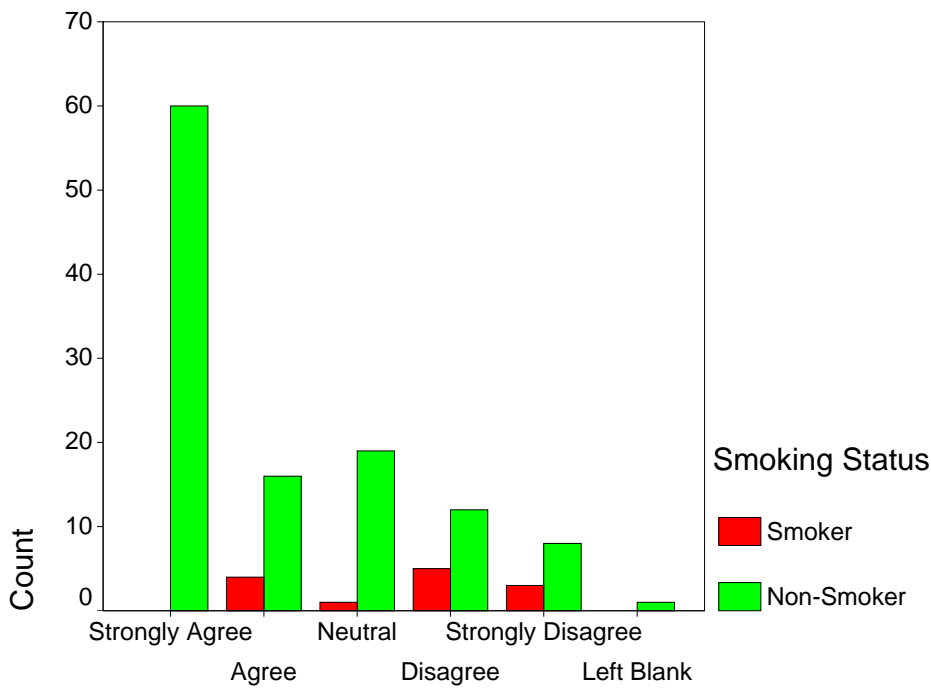
### Case Processing Summary

	Cases					
	Valid		Missing		Total	
	N	Percent	N	Percent	N	Percent
Question #4 * Smoking Status	129	100.0%	0	.0%	129	100.0%

### Question #4 \* Smoking Status Crosstabulation

Count

		Smoking Status		Total
		Smoker	Non-Smoker	
Question #4: I do not think tobacco companies have the right to market, sell or distribute nicotine products on the campus.	Strongly Agree		60	60
	Agree	4	16	20
	Neutral	1	19	20
	Disagree	5	12	17
	Strongly Disagree	3	8	11
	Left Blank		1	1
<b>Total</b>		<b>13</b>	<b>116</b>	<b>129</b>



No Marketing of Nicotine Products on Campus

**Question #5: I believe the College has a responsibility not to accept any direct funding from a tobacco-affiliated company or advertiser.**

**Statistics**

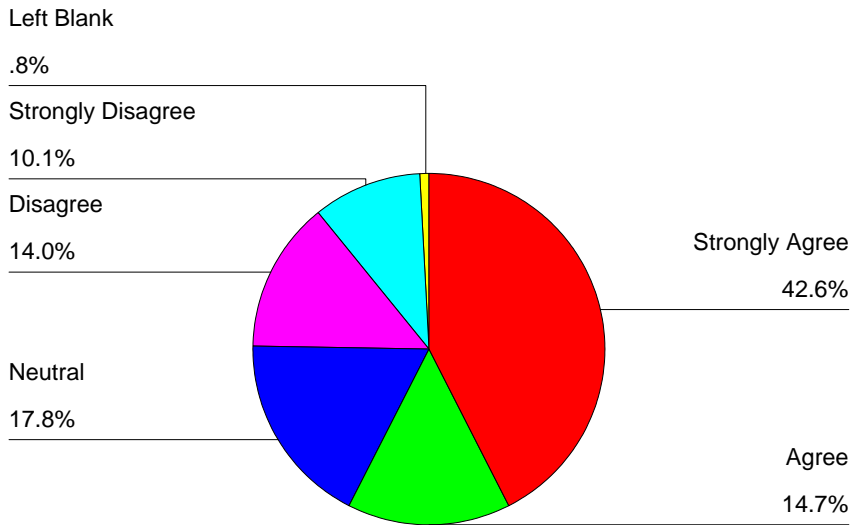
Question #5

N	Valid	129
	Missing	0

**Question #5: I believe the College has a responsibility not to accept any direct funding from a tobacco-affiliated company or advertiser.**

	Frequency	Percent	Valid Percent	Cumulative Percent
Valid Strongly Agree	55	42.6	42.6	42.6
Agree	19	14.7	14.7	57.4
Neutral	23	17.8	17.8	75.2
Disagree	18	14.0	14.0	89.1
Strongly Disagree	13	10.1	10.1	99.2
Left Blank	1	.8	.8	100.0
Total	129	100.0	100.0	

**No direct funding from tobacco companies**



**Crosstabulation of Smoking Status with No Direct Funding from Tobacco Companies.**

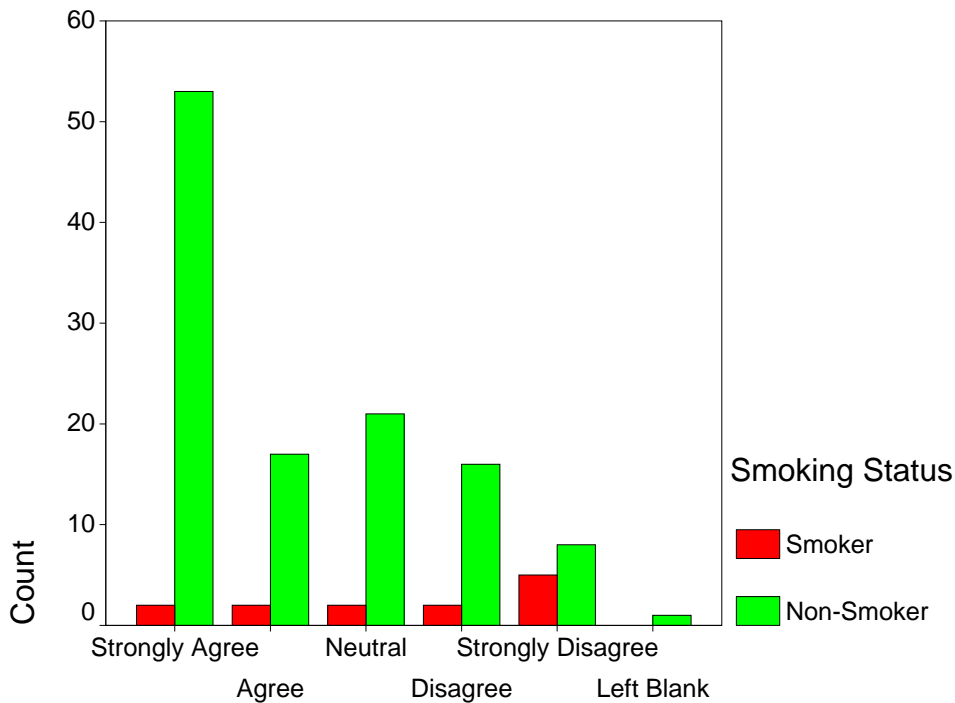
### Case Processing Summary

	Cases					
	Valid		Missing		Total	
	N	Percent	N	Percent	N	Percent
Question #5 * Smoking Status	129	100.0%	0	.0%	129	100.0%

### Question #5 \* Smoking Status Crosstabulation

Count

		Smoking Status		Total
		Smoker	Non-Smoker	
Question #5: I believe the College has a responsibility not to accept any direct funding from a tobacco-affiliated company or advertiser.	Strongly Agree	2	53	55
	Agree	2	17	19
	Neutral	2	21	23
	Disagree	2	16	18
	Strongly Disagree	5	8	13
	Left Blank		1	1
Total		13	116	129



No direct funding from tobacco companies

**Question #6: If there is a tobacco control policy in place, enforcement procedures should be:**

**Statistics**

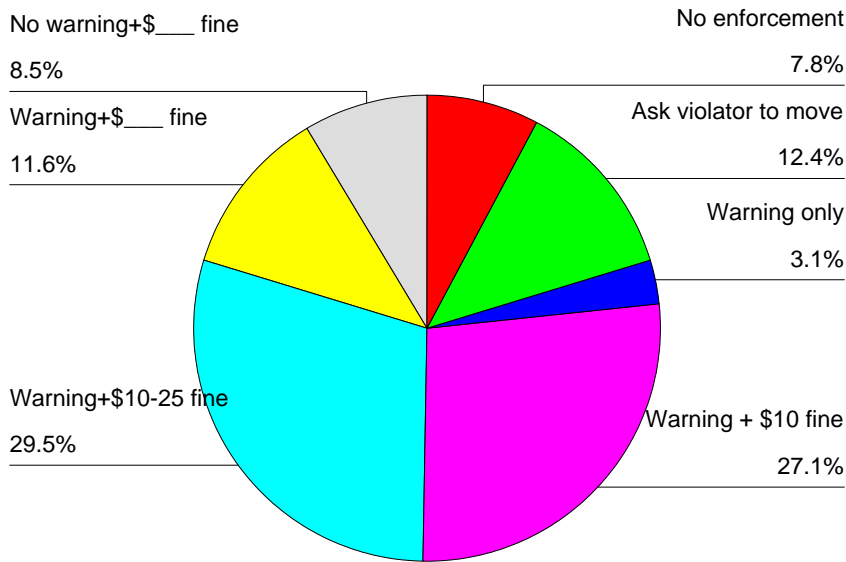
Question #6

N	Valid	129
	Missing	0

**Question #6: If there is a tobacco control policy in place, enforcement procedures should be:**

	Frequency	Percent	Valid Percent	Cumulative Percent
Valid No enforcement is necessary	10	7.8	7.8	7.8
To ask violator to move location	16	12.4	12.4	20.2
A warning only	4	3.1	3.1	23.3
A warning for first offense, then \$10 second offense	35	27.1	27.1	50.4
A warning for first offense, then \$10-25	38	29.5	29.5	79.8
A warning for first offense, then a \$____ fine	15	11.6	11.6	91.5
No warnings, just a fine of \$____	11	8.5	8.5	100.0
Total	129	100.0	100.0	

**Enforcement Should Be**



**Crosstabulation of Smoking Status with Type of Enforcement.**

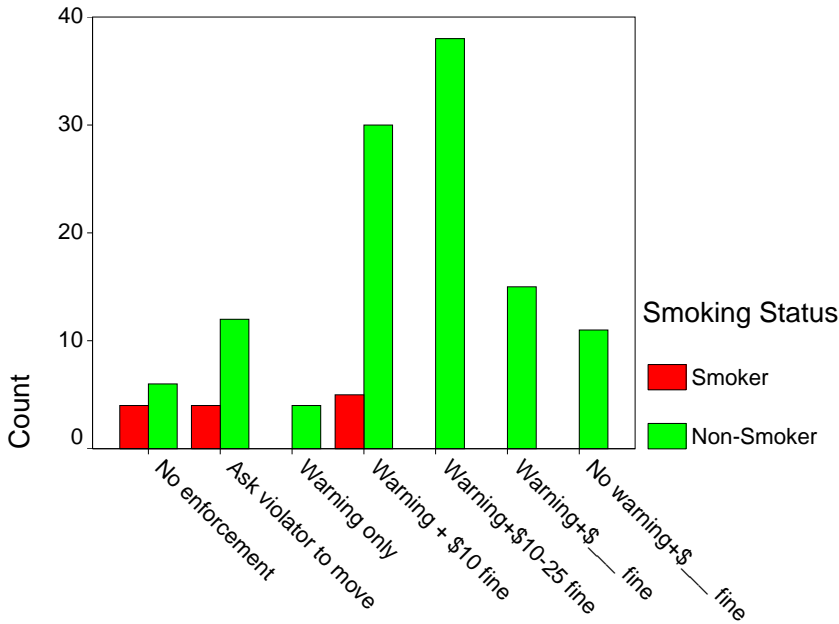
### Case Processing Summary

	Cases					
	Valid		Missing		Total	
	N	Percent	N	Percent	N	Percent
Question #6 * Smoking Status	129	100.0%	0	.0%	129	100.0%

### Question #6 \* Smoking Status Crosstabulation

Count

		Smoking Status		Total
		Smoker	Non-Smoker	
Question #6: If there is a tobacco control policy in place, enforcement procedures should be:	No enforcement is necessary	4	6	10
	To ask violator to move location	4	12	16
	A warning only		4	4
	A warning for first offense, then \$10 second offense	5	30	35
	A warning for first offense, then \$10-25		38	38
	A warning for first offense, then a \$___ fine		15	15
	No warnings, just a fine of \$___		11	11
<b>Total</b>		<b>13</b>	<b>116</b>	<b>129</b>



Enforcement Should Be

**Question #6-A: If Enforcement is "to ask a violator to move," this should be the person(s) to do so.**

**Statistics**

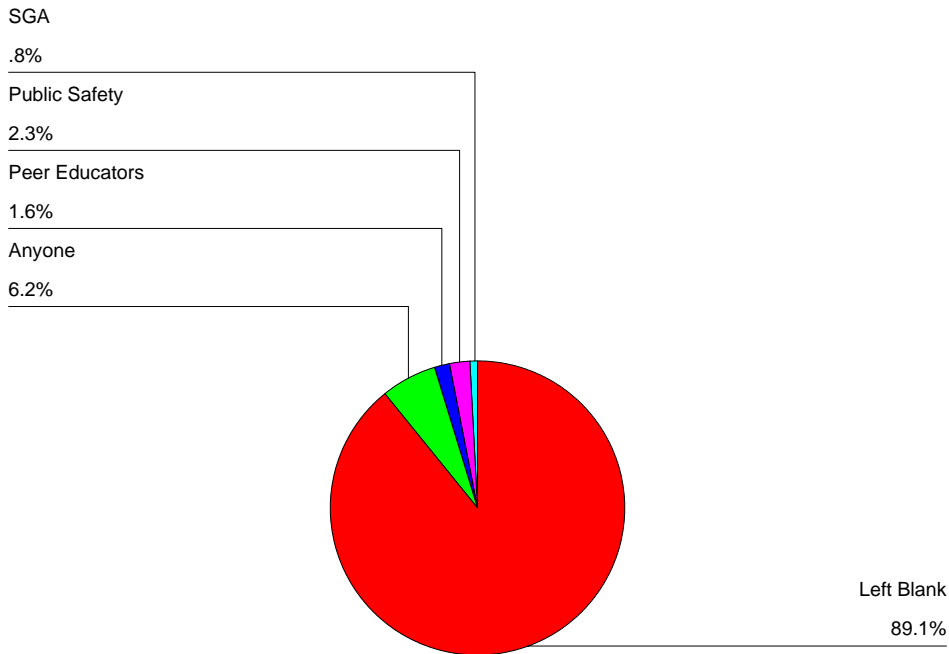
Question #6-A

N	Valid	129
	Missing	0

**Question #6-A: If Enforcement is "to ask a violator to move," this should be the person(s) to do so**

	Frequency	Percent	Valid Percent	Cumulative Percent
Valid Left Blank	115	89.1	89.1	89.1
Anyone	8	6.2	6.2	95.3
Peer Educators	2	1.6	1.6	96.9
Public Safety	3	2.3	2.3	99.2
SGA	1	.8	.8	100.0
Total	129	100.0	100.0	

**Person(s) to Ask a Violator to Move**



**Crosstabulation of Smoking Status with Who Should Ask a Violator to Move.**

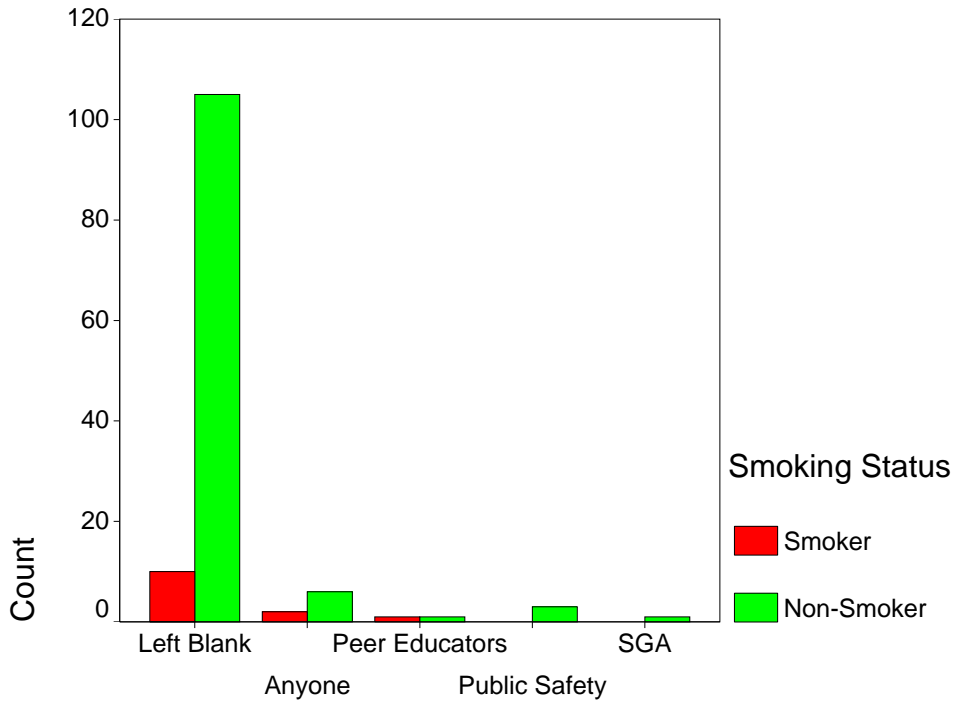
### Case Processing Summary

	Cases					
	Valid		Missing		Total	
	N	Percent	N	Percent	N	Percent
Question #6-A * Smoking Status	129	100.0%	0	.0%	129	100.0%

### Question #6-A \* Smoking Status Crosstabulation

Count

		Smoking Status		Total
		Smoker	Non-Smoker	
Question #6-A: If Enforcement is "to ask a violator to move," this should be the person(s) to do so	Left Blank	10	105	115
	Anyone	2	6	8
	Peer Educators	1	1	2
	Public Safety		3	3
	SGA		1	1
Total		13	116	129



Who Should Ask a Violator to Move

**Question #6-B: If Enforcement is a Warning for First Offense, this should be the amount for a second offense:**

**Statistics**

Question #6-B

N	Valid	129
	Missing	0

**Question #6-B: If Enforcement is a Warning for First Offense, this should be the amount for a second offense:**

	Frequency	Percent	Valid Percent	Cumulative Percent
Valid Left Blank	116	89.9	89.9	89.9
\$10.00	1	.8	.8	90.7
\$100.00	3	2.3	2.3	93.0
\$25.00	3	2.3	2.3	95.3
\$250.00	1	.8	.8	96.1
\$50.00	3	2.3	2.3	98.4
1st:\$5; 2nd:\$10; 3rd:\$15, etc.	1	.8	.8	99.2
price of a carton of cigs+vol. work	1	.8	.8	100.0
Total	129	100.0	100.0	

**Question #6-C: Enforcement Should be No Warning, just a fine of this amount:**

**Statistics**

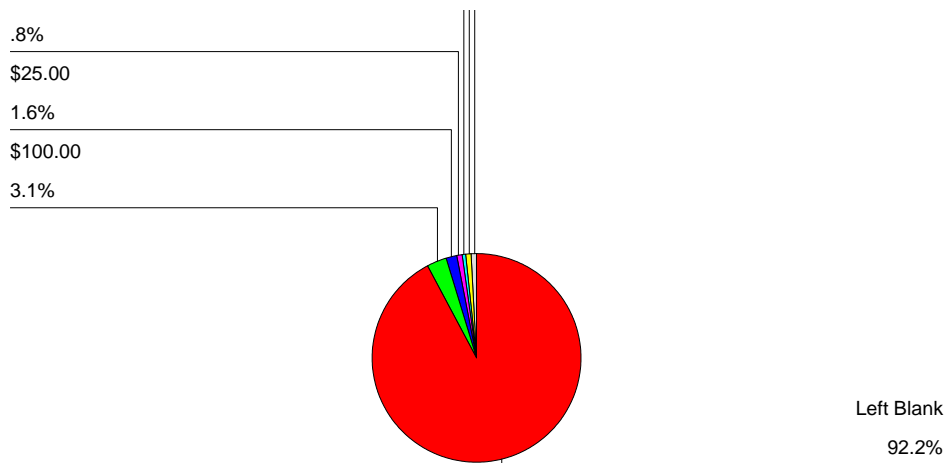
Question #6-C

N	Valid	129
	Missing	0

**Question #6-C: Enforcement Should be No Warning, just a fine of this amount:**

		Frequency	Percent	Valid Percent	Cumulative Percent
Valid	Left Blank	119	92.2	92.2	92.2
	\$100.00	4	3.1	3.1	95.3
	\$25.00	2	1.6	1.6	96.9
	\$5.00	1	.8	.8	97.7
	\$50.00	1	.8	.8	98.4
	equal value to a carton of cigs	1	.8	.8	99.2
	no more than \$10.00	1	.8	.8	100.0
	Total	129	100.0	100.0	

**No Warning, Just this Fine Amount**



**Question #7: I believe that not disposing of a cigarette butt in a proper receptacle, provided there are an adequate number of them on the campus,**

**should also be subject to the same type of enforcement as any other smoking violation.**

**Statistics**

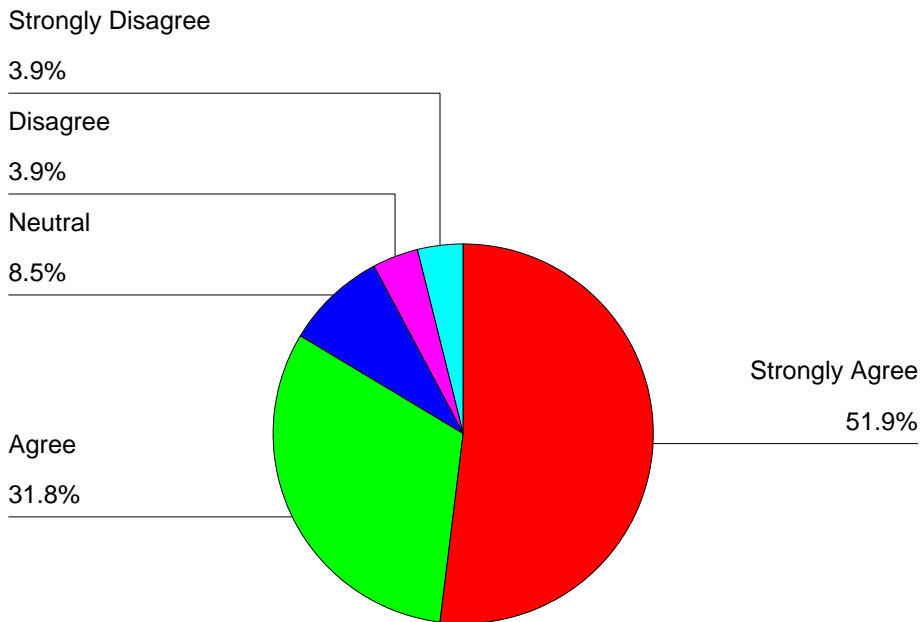
Question #7

N	Valid	129
	Missing	0

**Question #7: I believe that not disposing of a cigarette butt in a proper receptacle, provided there are an adequate number of them on the campus, should also be subject to the same type of enforcement as any other smoking violation.**

	Frequency	Percent	Valid Percent	Cumulative Percent
Valid Strongly Agree	67	51.9	51.9	51.9
Agree	41	31.8	31.8	83.7
Neutral	11	8.5	8.5	92.2
Disagree	5	3.9	3.9	96.1
Strongly Disagree	5	3.9	3.9	100.0
Total	129	100.0	100.0	

**Not Disposing of Cigarette Butts=Violation**



**Crosstabulation of Smoking Status with Not Disposing of Cigarette**

# Butts=Violation.

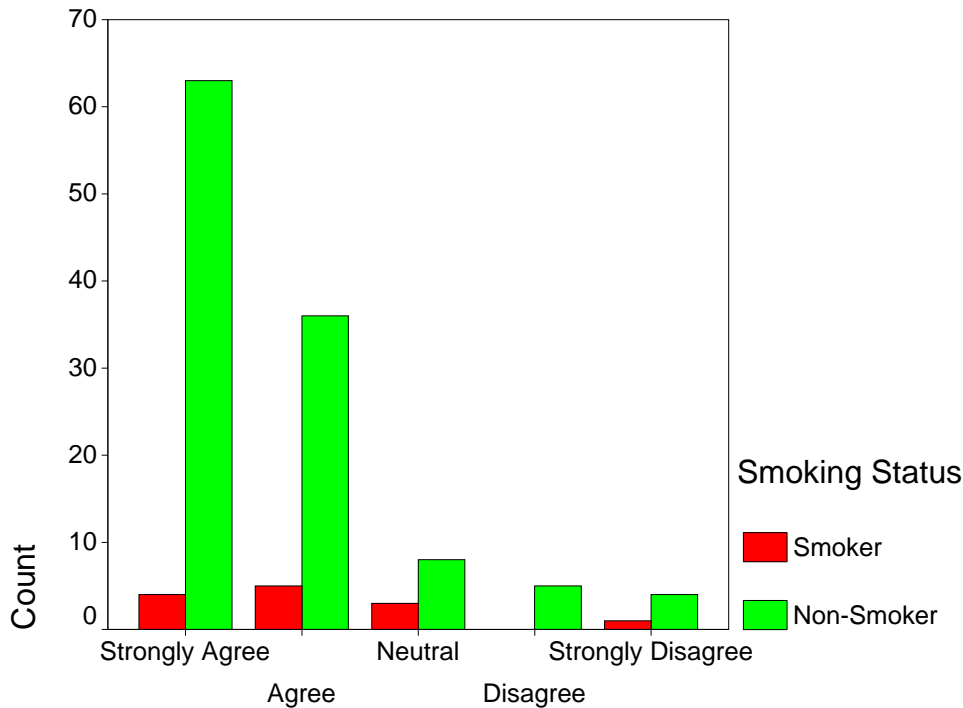
## Case Processing Summary

	Cases					
	Valid		Missing		Total	
	N	Percent	N	Percent	N	Percent
Question #7 * Smoking Status	129	100.0%	0	.0%	129	100.0%

## Question #7 \* Smoking Status Crosstabulation

Count

		Smoking Status		Total
		Smoker	Non-Smoker	
Question #7: I believe that not disposing of a cigarette butt in a proper receptacle, provided there are an adequate number of them on the campus, should also be subject to the same type of enforcement as any other smoking violation.	Strongly Agree	4	63	67
	Agree	5	36	41
	Neutral	3	8	11
	Disagree		5	5
	Strongly Disagree	1	4	5
Total		13	116	129



Not Disposing of Cigarette Butts=Violation

**Question #8: If money is collected as fines for violations of the tobacco control policy, I believe that money should be used to support free cessation programs**

for any student, faculty or staff member who would like help to quit smoking.

**Statistics**

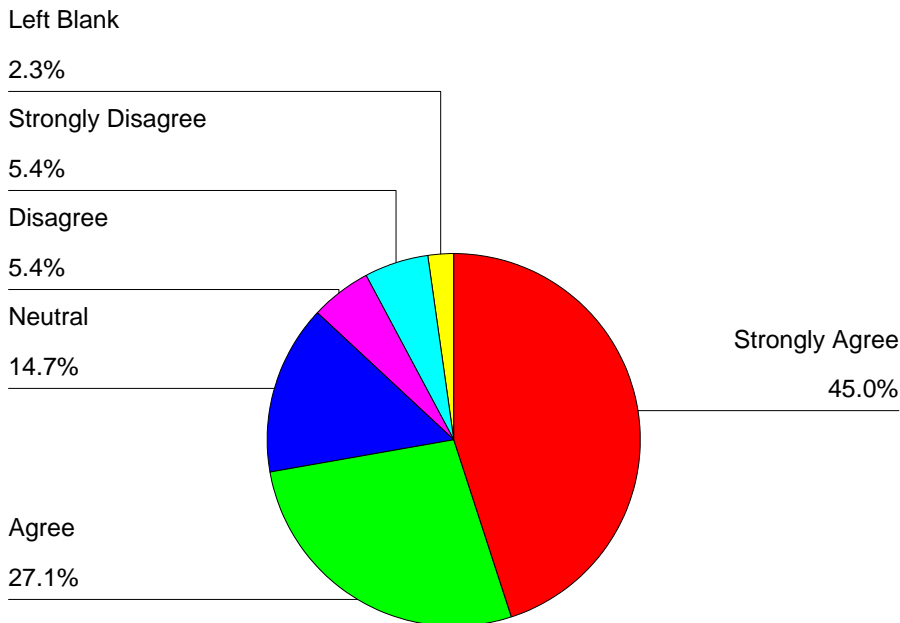
Question #8

N	Valid	129
	Missing	0

**Question #8: If money is collected as fines for violations of the tobacco control policy, I believe that money should be used to support free cessation programs for any student, faculty or staff member who would like help to quit smoking.**

	Frequency	Percent	Valid Percent	Cumulative Percent
Valid Strongly Agree	58	45.0	45.0	45.0
Agree	35	27.1	27.1	72.1
Neutral	19	14.7	14.7	86.8
Disagree	7	5.4	5.4	92.2
Strongly Disagree	7	5.4	5.4	97.7
Left Blank	3	2.3	2.3	100.0
Total	129	100.0	100.0	

**Fine Money to be used for Cessation Programs**



**Crosstabulation of Smoking Status with Fine Money to be used for Cessation Programs.**

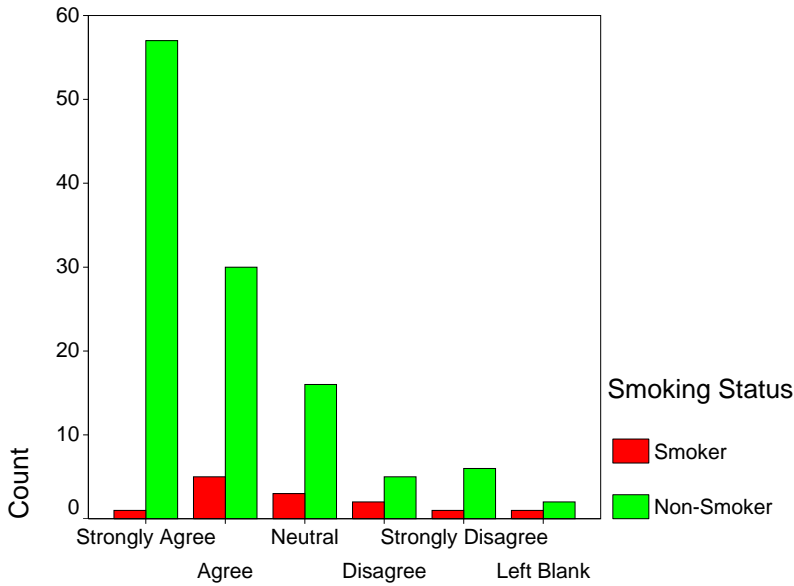
### Case Processing Summary

	Cases					
	Valid		Missing		Total	
	N	Percent	N	Percent	N	Percent
Question #8 * Smoking Status	129	100.0%	0	.0%	129	100.0%

### Question #8 \* Smoking Status Crosstabulation

Count

		Smoking Status		Total
		Smoker	Non-Smoker	
Question #8: If money is collected as fines for violations of the tobacco control policy, I believe that money should be used to support free cessation programs for any student, faculty or staff member who would like help to quit smoking.	Strongly Agree	1	57	58
	Agree	5	30	35
	Neutral	3	16	19
	Disagree	2	5	7
	Strongly Disagree	1	6	7
	Left Blank	1	2	3
Total		13	116	129



Fine Money should be used for Cessation Programs

**Other suggestions for spending of fine money:**

**Statistics**

Fine Money Use

N	Valid	129
	Missing	0

**Fine Money Use**

	Frequency	Percent	Valid Percent	Cumulative Percent
Valid	105	81.4	81.4	81.4
all health initiatives	1	.8	.8	82.2
also for more ashtrays and grounds	1	.8	.8	82.9
annual fund	1	.8	.8	83.7
Auxilliary Services	1	.8	.8	84.5
campus beautification/clean-up	1	.8	.8	85.3
campus grounds	1	.8	.8	86.0
campus improvements/renovations	1	.8	.8	86.8
cessation educ & clean up smok area	1	.8	.8	87.6
Charity/Cancer Society	1	.8	.8	88.4
emergency/disaster fund	1	.8	.8	89.1
general funds	1	.8	.8	89.9
improving student after-hours progs	1	.8	.8	90.7
lower parking fees	1	.8	.8	91.5
maintenance of grounds/res halls	1	.8	.8	92.2
nice area designated for smokers	1	.8	.8	93.0
no fines	1	.8	.8	93.8
obesity treatment	1	.8	.8	94.6
projects to benefit all students	1	.8	.8	95.3
purchasing cig receptacles	1	.8	.8	96.1
Scholarships	1	.8	.8	96.9
Scholarships+comfy areas for smoker	1	.8	.8	97.7
sidewalk cleaning	1	.8	.8	98.4
students	1	.8	.8	99.2
trips for cancer ward + prev. progs	1	.8	.8	100.0
Total	129	100.0	100.0	

**Question #9: I believe that all residence halls should be 100% smoke-free.**

**Statistics**

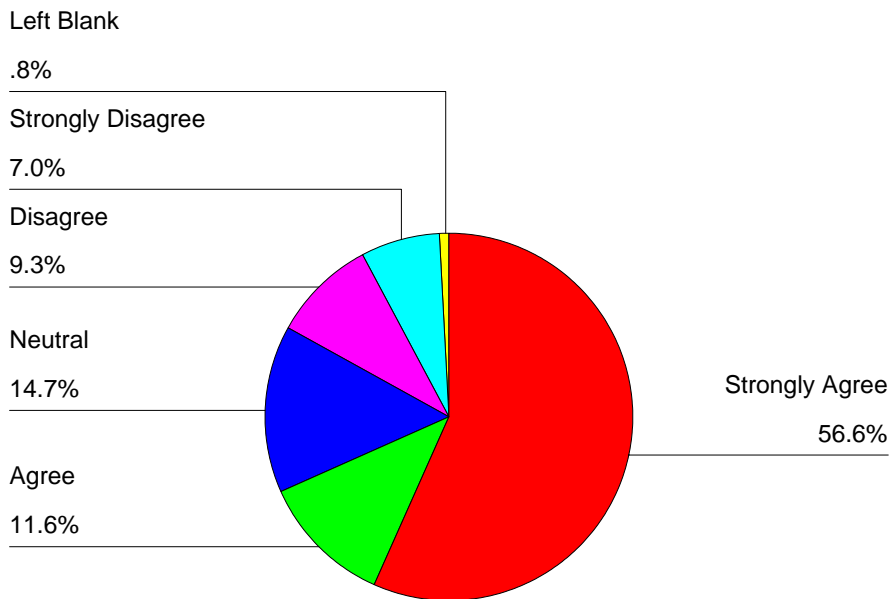
Question #9

N	Valid	129
	Missing	0

**Question #9: I believe that all residence halls should be 100% smoke-free.**

	Frequency	Percent	Valid Percent	Cumulative Percent
Valid Strongly Agree	73	56.6	56.6	56.6
Agree	15	11.6	11.6	68.2
Neutral	19	14.7	14.7	82.9
Disagree	12	9.3	9.3	92.2
Strongly Disagree	9	7.0	7.0	99.2
Left Blank	1	.8	.8	100.0
Total	129	100.0	100.0	

All residence halls should be 100% smoke-free.



**Crosstabulation of Smoking Status with All Residence Halls Should be 100% Smoke-free.**

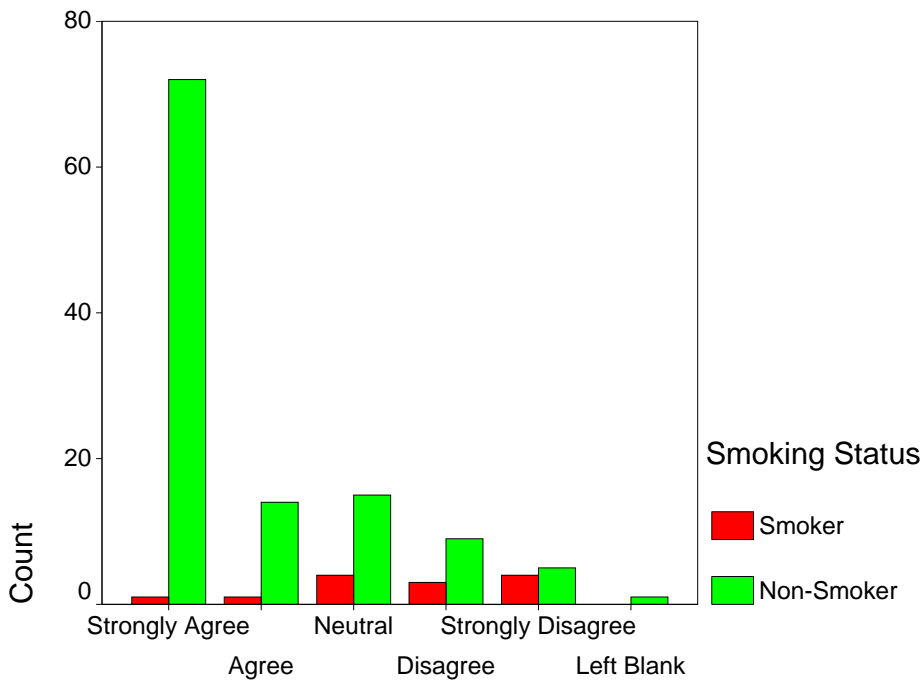
### Case Processing Summary

	Cases					
	Valid		Missing		Total	
	N	Percent	N	Percent	N	Percent
Question #9 * Smoking Status	129	100.0%	0	.0%	129	100.0%

### Question #9 \* Smoking Status Crosstabulation

Count

		Smoking Status		Total
		Smoker	Non-Smoker	
Question #9: I believe that all residence halls should be 100% smoke-free.	Strongly Agree	1	72	73
	Agree	1	14	15
	Neutral	4	15	19
	Disagree	3	9	12
	Strongly Disagree	4	5	9
	Left Blank		1	1
<b>Total</b>		<b>13</b>	<b>116</b>	<b>129</b>



All Residence Halls Should be 100% Smoke-free

**Question #10: If Residence Halls become 100% Smoke-Free, it should take place at this time:**

**Statistics**

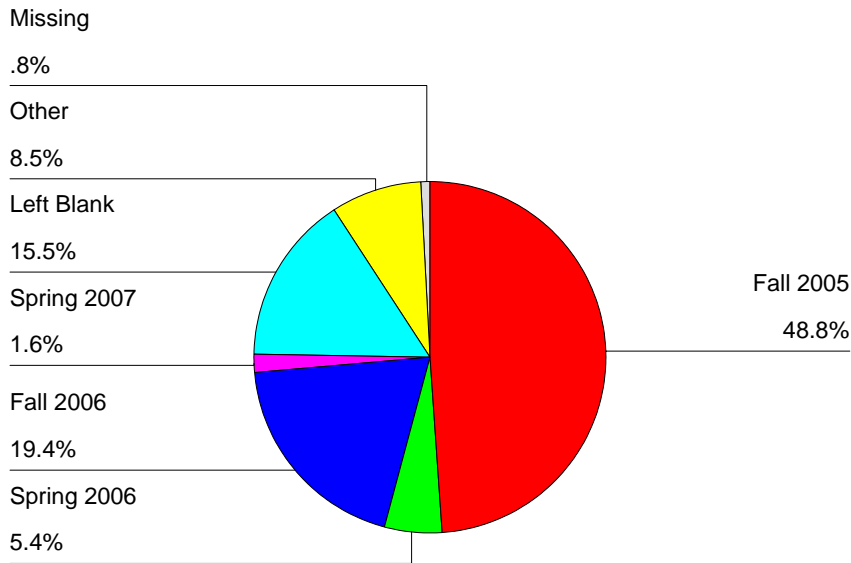
Residence Halls

N	Valid	128
	Missing	1

**Residence Halls**

		Frequency	Percent	Valid Percent	Cumulative Percent
Valid	Fall 2005	63	48.8	49.2	49.2
	Spring 2006	7	5.4	5.5	54.7
	Fall 2006	25	19.4	19.5	74.2
	Spring 2007	2	1.6	1.6	75.8
	Left Blank	20	15.5	15.6	91.4
	Other	11	8.5	8.6	100.0
	Total	128	99.2	100.0	
Missing	System	1	.8		
Total		129	100.0		

**When Residence Halls Should Go Smoke-Free**



**Crosstabulation of Smoking Status with When Residence Halls Should Go Smoke-free.**

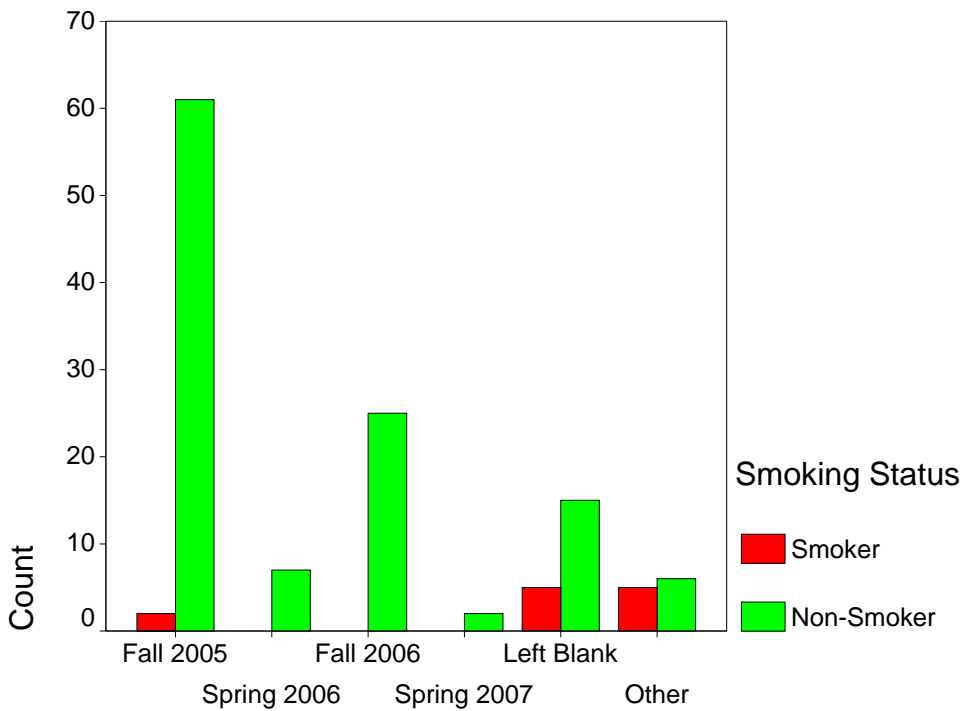
### Case Processing Summary

	Cases					
	Valid		Missing		Total	
	N	Percent	N	Percent	N	Percent
Residence Halls * Smoking Status	128	99.2%	1	.8%	129	100.0%

### Residence Halls \* Smoking Status Crosstabulation

Count

		Smoking Status		Total
		Smoker	Non-Smoker	
Residence Halls	Fall 2005	2	61	63
	Spring 2006		7	7
	Fall 2006		25	25
	Spring 2007		2	2
	Left Blank	5	15	20
	Other	5	6	11
	<b>Total</b>		<b>12</b>	<b>116</b>



When Residence Halls Should Go Smoke-free

### Other Suggestions for When Residence Halls Should go Smoke-Free:

**Statistics**

Residence Hall Date

N	Valid	129
	Missing	0

**Residence Hall Date**

		Frequency	Percent	Valid Percent	Cumulative Percent
Valid	Left Blank	118	91.5	91.5	91.5
	does not affect me	1	.8	.8	92.2
	Don't Care	2	1.6	1.6	93.8
	Fall 2007 or 2008	1	.8	.8	94.6
	Immediately	1	.8	.8	95.3
	Never	3	2.3	2.3	97.7
	one designated dorm	1	.8	.8	98.4
	see comments	1	.8	.8	99.2
	Summer 2005	1	.8	.8	100.0
	Total	129	100.0	100.0	